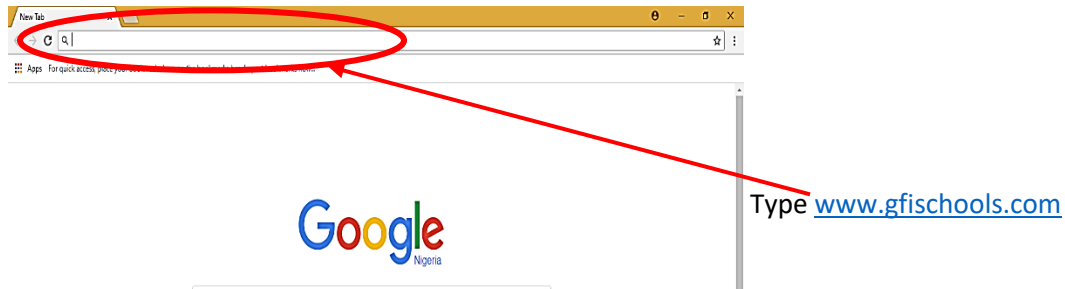
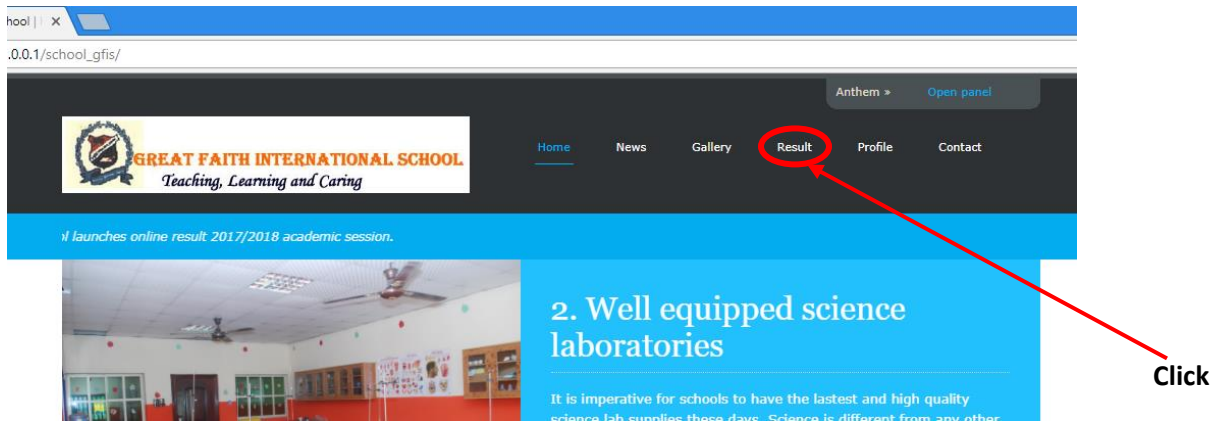


We know some may find it difficult to access this and on that note we have created the guidelines to follow in order to get your ward's result. The steps are as follows:

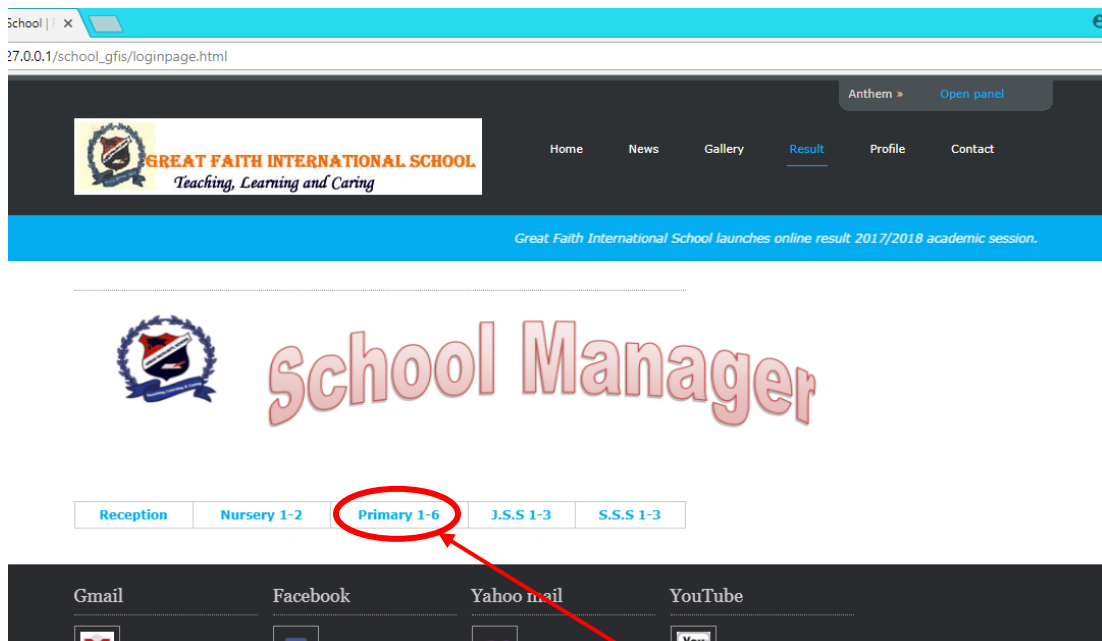
1. Using a **Browser** (Google chrome or Mozilla Firefox) Log on to the website: www.gfischools.com



2. On the **Webpage**, click on **Result** menu.




3. **Click** on your **ward's class** from the category below. For instance, if your **ward** is in **Primary 2** or **Grade 2**, click **primary 1-6**.



4. Type in your **Username** and **Password** based on the information **staped** on the **script**.

127.0.0.1/school_gfis/login_primary1-6.php



Result Manager

.....

Primary 1-6 Login Here


Learners Login Form

STUDENT ID PIN I: Remember me

STUDENT ID PIN

5. Click **Login**.

127.0.0.1/school_gfis/login_primary1-6.php



Result Manager

.....

Primary 1-6 Login Here

Learners Login Form

STUDENT ID PIN : Remember me

Click Login

6. The **Result** will be displayed as shown below. **Scroll down** to the **end** of the **page**.

GREAT FAITH INTERNATIONAL SCHOOL
Continuous Assessment Result
 Plot 233D, Road 7, Federal Housing Estate, Rumueme, Port Harcourt, Rivers State.
 Website: www.gfiscschools.com E-mail: info@greatfaith@gfiscschools.com ; greatfaithschool@gmail.com
 08077709158, 07062354063, 08077709167

LEARNER ID:	GFIS/2013/039	SURNAME:	HENRY-MEBINE	FIRST NAME:	T. HANNY
TERM:	FIRST	SESSION:	2017/2018	ATTENDANCE:	
CLASS:	YEAR 3A	NO. IN CLASS:		TERM ENDS:	
TIME OPENED:		TIME ABSENT:	0	SCHOOL RE-OPENS:	


SUBJECT	HOME WORK (10 MKS)	CLASS WORK (10 MKS)	MID-TERM EXAM (30 MKS)	END OF TERM EXAM (50 MKS)	CUM. TOTAL (100 MKS)	SUBJECT POSITION	GRADE
LITERACY					0	1	F
PHONICS					0	1	F
NUMERICAL STUDIES					0	1	F
I. C. T					0	1	F
GENERAL SCIENCE					0	1	F
PHSE					0	1	F
FRENCH					0	1	F
GENERAL STUDIES					0	1	F
CALLIGRAPHY					0	1	F
SPATIAL INTELLIGENCE (Q)					0	1	F
PHE					0	1	F

Scroll down button

7. Click on **"Print This Page"**. This will automatically try to access the **printer** connected to the system.

SOCIAL RESPONSIBILITY (A-E)
 Notice: Undefined index: ELOCUTION in C:\Users\Mr. Henry\Documents\EasyPHP-5.3.9\www\school_gfis\primary1_6.php on line 183

Honesty	Neatness	Has consideration and respect for others	Perseverance
Able to take dscision	Shows understanding of and follows rules	Self-control	Initiative
Is self-confident	Punctuality	Diligence	Ability to accept responsibilities of own actions
Can participate in group discussion	Self expression and communication skills		

CLASS TEACHER'S COMMENT:
 ADMINISTRATOR'S COMMENT:
 ADMINISTRATOR'S SIGNATURE:  DATE:14-12-2017

KEYS/LEGEND:		
90% - 100%	A	EXCELLENT
80% - 89%	B1	VERY GOOD
70% - 79%	B2	GOOD
50% - 69%	C	SATISFACTORY
Below 50%	D	NEED TO IMPROVE(NTI)

Print This Page

8. Click on **"More settings"**. This will enable you to remove the **"Header and footer"** information on the page.

The screenshot shows a print dialog box for a document titled '127.0.0.1/school_gfis/primary1_6.php'. The document content is a 'Continuous Assessment Result' form from Great Faith International School. The print settings are as follows:

- Total: 2 sheets of paper
- Destination: HP LaserJet Professional... (Change...)
- Pages: All (radio button selected)
- Copies: 1
- Layout: Portrait
- Options: Two-sided
- + More settings** (circled in red)
- Print using system dialog... (Ctrl+Shift+P)

The document content includes a header with the school logo and name, a table for subject scores, and a section for 'SOCIAL RESPONSIBILITY ASSES'.

9. **Uncheck** the **"Header and footer"** option and **check** the box of **pages**, then **type "1"**.

The screenshot shows the same print dialog box, but with the following changes:

- Pages: 1 (radio button selected, circled in red)
- Options: Header and footers (circled in red)
- Options: Two-sided
- Options: Background graphics

The document content is the same as in the previous screenshot.

10. Click on **"Print"** (blue) to have the **Result** printed out.

The screenshot shows a web browser window with a print dialog box open. The print dialog box has a 'Print' button circled in red. The background page is the 'Continuous Assessment Result' for Great Faith International School. The page includes a header with the school's logo and name, followed by a table of student information and a large table of assessment results. Below the table are sections for 'CLASS TEACHER'S COMMENT', 'ADMINISTRATOR'S COMMENT', and 'ADMINISTRATOR'S SIGNATURE'. A legend for the result grades is also visible at the bottom right of the page.

Note that the **Browser** used in this explanation is **Google Chrome**. **Great Faith International School – ICT Department** recommends this **Browser** as the best option for proper viewing of the result.

We hope with this detailed explanation, viewing the result online will just be way too easy. Other developments will also be communicated in like manner.

For further help and prompt response concerning the **Online Result**, please contact **GFIS ICT Department**.

E-mail: infogreatfaith@gfisschools.com

Tel: 08060456724, 07081296025.

Thank you for choosing us.